


**URBAN DESIGN PORTFOLIO | 2024**

**NAME**




# NAME

EMAIL | PHONE | ADDRESS  
WEBSITE | LINKEDIN | PROF SOCIAL MEDIA/BEHANCE

## PERSONAL STATEMENT

Hailing from a small, tightly-knit community, I’ve always valued the power of shared spaces and the way architecture fosters connection. Witnessing neighbors supporting each other on a park bench or gathering in the library sparked a passion in me – to bring these values to the often-anonymous urban environment.

I aspire to be an architect who designs not just functional spaces, but ones that nurture a sense of belonging and interaction. My desire is to combat urban isolation through thoughtful design choices and community-focused public spaces. As I delve deeper into my studies, I’m particularly drawn to concepts like adaptive reuse, sustainable design, and community-driven projects – tools to bridge the gap between individual needs and collective well-being.



# PROFILE

Highly motivated and detail-oriented second-year architecture student with a passion for sustainable design and community engagement. Eager to gain experience in the field and contribute to innovative architectural projects.

## EXPERIENCE

**COMPANY | TITLE**  
DATES  
ebusque dis, consus ocre nem. Sum tat L. Huctoremus, sid patudace quem. Etraturbi ia depsenatum in simissulia num dem Etraturbi ia depsenatum in simissulia num de

**COMPANY | TITLE**  
DATES  
ebusque dis, consus ocre nem. Sum tat L. Huctoremus, sid patudace quem. Etraturbi ia depsenatum in simissulia num dem Etraturbi ia depsenatum in simissulia num de

## AWARDS | HONORS

**NAME**  
ORGANIZATION / DATE

## ORGANIZATIONS

**NAME**  
ORGANIZATION / DATE

**NAME**  
ORGANIZATION / DATE

## EDUCATION

**DEGREE**  
SCHOOL / DATE

**DEGREE**  
SCHOOL / DATE


## SKILLS

Adobe Suite (Ps, Ai, Id, Lr, Pr) AutoCAD, Rhinoceros 8, Grasshopper, Blender, Lumion + V-Ray, ArcGIS Pro (Vector cartography, remote sensing, model building, +), Python, C#, Javascript, HTML, CSS, MS Office + Google Workspace

public speaking, copy writing, creative strategy, team building, drivers license, barrista

# INDEX

- 02 CONTACT
- 02 PERSONAL STATEMENT
- 03 RESUME
- 05 INDEX
- 07 PROJECT | 1
- 10 PROJECT | 2
- 15 PROJECT | 3
- 18 PROJECT | 4
- 22 PERSONAL PROJECT



additional info about this  
specific graphic


# PROJECT | 1

## TITLE


Ensure your project descriptions are comprehensive by including essential details such as the project title, studio/firm name, date, instructor/position title, and a brief description outlining the site, program, and/or concept. For team efforts, clarify your individual responsibilities and specify which drawings were completed independently or collaboratively. Similarly, for professional endeavors, detail your specific tasks and identify the drawings you contributed to.

Utilize a variety of representational materials like digital drawings, sketches, models, process diagrams, photos, and collages to showcase your skills effectively. Highlight any unique challenges encountered during the project or any awards the design may have won.

Arrange your submissions in reverse chronological order, with the most recent work appearing first. Label or subtitle the drawings for clarity, and whenever possible, include scales on orthographic drawings to enhance their comprehensibility.



additional info about this  
specific graphic



additional info about this  
specific graphic

# PROJECT | 2


## TITLE

vili silium supecep opublii squemul  
hebusque dis, consus ocre nem. Sum  
tat L. Huctoremus, sid patudace quem.  
vili silium supecep opublii squemul  
hebusque dis, consus ocre nem. Sum tat  
L. Huctoremus, sid patudace quem. Etra-  
turbi ia depsenatum in simissulia num  
dem vili silium supecep opublii squemul  
hebusque dis, consus ocre nem. Sum  
tat L. Huctoremus, sid patudace quem.  
Etraturbi ia depsenatum in simissulia  
num dem

Etraturbi ia depsenatum in simissulia  
num de dis, consus ocre nem. Sum tat L.  
Huctoremus, sid patudace quem. Etra-  
turbi ia depsenatum in simissulia num  
dem vili silium supecep opublii squemul  
hebusque dis, consus ocre nem. Sum tat  
L. Huctoremus, sid patudace quemde-  
Huctoremus, sid patudace quem. Etratur-  
bi ia deplia num dem vili silium supe.

additional info about this  
specific graphic

Etraturbi ia depsenatum in simissulia num de dis, consus ocre nem. Sum tat L. Huctoremus, sid patudace quem. Etraturbi ia depsenatum in simissulia num dem vili silium supecep opublii squemul hebusque dis, consus ocre nem. Sum tat L. Huctoremus, sid patudace quemdeHuctoremus, sid patudace quem. Etraturbi ia deplia num dem vili silium supe.



additional info about this  
specific graphic

# PROJECT | 3

## TITLE


vili silium supecep opublii squemul hebusque dis, consus ocre nem. Sum tat L. Huctoremus, sid patudace quem. vili silium supecep opublii squemul hebusque dis, consus ocre nem. Sum tat L. Huctoremus, sid patudace quem. Etraturbi ia depsenatum in simissulia num dem vili silium supecep opublii squemul hebusque dis, consus ocre nem. Sum tat L. Huctoremus, sid patudace quem. Etra-  
turb i a depsenatum in simissulia num dem

Etraturbi ia depsenatum in simissulia num de dis, consus ocre nem. Sum tat L. Huctoremus, sid patudace quem. Etraturbi ia depsenatum in simissulia num dem vili silium supecep opublii sque-  
mul hebusque dis, consus ocre nem. Sum tat L. Huctoremus, sid patudace quemdeHuctoremus, sid patudace quem. Etraturbi ia deplia num dem vili silium supecep opublii squemul hebusque dis, consus ocre nem. Sum tat L. Huctoremus, sid patudace quem. Etraturbi ia depsenatum in simissulia num dem Etraturbi ia depsenatum in simissulia num de


Huctoremus, sid patudace quem. Etraturbi ia depsenatum in simissulia num dem vili silium supecep opublii squemul hebusque dis, consus ocre nem. Sum tat L. Huctoremus, sid patudace quem. Etra-  
turb i a depsenatum in simissulia num dem Etraturbi ia depsenatum in simissulia num de.



Etraturbi ia depsenatum in simissulia num de dis, consus ocre nem. Sum tat L. Huctoremus, sid patudace quem. Etraturbi ia depsenatum in simissulia num dem vili silium supecep opublii squemul hebusque dis, consus ocre nem. Sum tat L. Huctoremus, sid patudace quemdeHuctoremus, sid patudace quem. Etraturbi ia deplia num dem vili silium supe.



Etraturbi ia depsenatum in simissulia num de dis, consus ocre nem. Sum tat L. Huctoremus, sid patudace quem. Etraturbi ia depsenatum in simissulia num dem vili silium supecep opublii squemul hebusque dis, consus ocre nem. Sum tat L. Huctoremus, sid patudace quemdeHuctoremus, sid patudace quem. Etraturbi ia deplia num dem vili silium supe.




# PROJECT | 4

**TITLE**

vili silium supecep opublii squemul  
hebusque dis, consus ocre nem.  
Sum tat L. Huctoremus, sid patudace  
quem. vili silium supecep opublii  
squemul hebusque dis, consus  
ocre nem. Sum tat L. Huctoremus,  
sid patudace quem. Etraturbi ia  
depsenatum in simissulia num dem  
vili silium supecep opublii squemul  
hebusque dis, consus ocre nem.  
Sum tat L. Huctoremus, sid patudace  
quem. Etraturbi ia depsenatum in  
simissulia num dem

Etraturbi ia depsenatum in simissulia  
num de dis, consus ocre nem. Sum  
tat L. Huctoremus, sid patudace  
quem. Etraturbi ia depsenatum  
in simissulia num dem vili silium  
supecep opublii squemul hebusque  
dis, consus ocre nem. Sum tat L.  
Huctoremus, sid patudace quem-  
deHuctoremus, sid patudace quem.  
Etraturbi ia deplia num dem vili silium  
supe.








# PERSONAL PROJECT

**TITLE**

Include other visual works (such as art, sketches, drawings, collage, photography, etc.) in a separate section at the end, along with a description of the project, any learnings, awards, etc



# INSTRUCTIONS

## Text

Use Text boxes and align them with the grid.

Apply paragraph Styles for your text:  
Define Heading 1 for main titles.  
Define Heading 2 for subheadings.  
Define Body for regular text.  
Keep fonts simple; stick to one with variations for each style,  
or use two: one for headings and one for the body.

## Images

Use image boxes.  
Align all boxes with the grid for consistency.

## Parent Pages

Contain the grid, page numbers and footer.

## Check

Proofread text, check images and layout, then proof again.

# DESIGN TIPS

## Curate, don't clutter

Focus on quality over quantity. Choose projects that showcase a variety of skills and design approaches, and avoid overwhelming viewers with too much work.

## Tell a story

Don't just present projects, use captions and short descriptions to explain the design process, challenges you faced, and final solutions.

## Visual hierarchy is key

Guide the viewer's eye with clear layouts, consistent use of white space, and strategic placement of text and images.

## High-quality visuals are essential

Present strong photography, renderings, and diagrams. Use clear visuals to communicate complex ideas.

## Consider a mix of media

Incorporate sketches, plans, sections, and 3D models alongside photos and renderings to provide a comprehensive view of your design process.

## Proofread meticulously

Typos and grammatical errors scream unprofessionalism. Double-check all text for accuracy and consider having someone else proofread.

## Tailor your portfolio

If applying to specific firms, programs, or awards research their design philosophy/requirements and tailor your portfolio to showcase relevant work and skills.

## Get feedback

Seek critiques from professors, mentors, or practicing architects. Their insights can help you identify areas for improvement and strengthen your portfolio.

## Keep it updated

Your portfolio is a living document. Regularly add new projects and consider revising older ones to reflect your evolving design skills.



**NAME**  
**EMAIL**  
**WEBSITE**  
**LINKEDIN**  
**PROF SOCIAL MEDIA/BEHANCE**